

NANO REVIEW

Open Access

Effects of an intense, high-frequency laser field on bound states in $\text{Ga}_{1-x}\text{In}_x\text{N}_y\text{As}_{1-y}/\text{GaAs}$ double quantum well

Fatih Ungan^{1*}, Unal Yesilgul¹, Serpil Şakiroğlu², Esin Kasapoglu¹, Ayse Erol³, Mehmet Cetin Arıkan³, Huseyin Sarı¹ and Ismail Sökmen²

Abstract

Within the envelope function approach and the effective-mass approximation, we have investigated theoretically the effect of an intense, high-frequency laser field on the bound states in a $\text{Ga}_x\text{In}_{1-x}\text{N}_y\text{As}_{1-y}/\text{GaAs}$ double quantum well for different nitrogen and indium mole concentrations. The laser-dressed potential, bound states, and squared wave functions related to these bound states in $\text{Ga}_{1-x}\text{In}_x\text{N}_y\text{As}_{1-y}/\text{GaAs}$ double quantum well are investigated as a function of the position and laser-dressing parameter. Our numerical results show that both intense laser field and nitrogen (indium) incorporation into the GaInNAs have strong influences on carrier localization.

Keywords: Double quantum well, Intense laser field, Dilute nitride

Review

Background

Recently, the evolution of the growth techniques such as molecular beam epitaxy and metal-organic chemical vapor deposition combined with the use of the modulation-doped technique made it possible the fabrication of low-dimensional heterostructures such as single and multiple quantum wells, quantum wires, and quantum dots. In these systems, the restriction on the motion of the charge carriers allows us to control the physical properties of the structures. The studies on these systems offer a wide range of potential applications in the development of semiconductor optoelectronic devices [1-5].

GaInNAs/GaAs quantum well (QW) lasers have been attracting significant scientific interest mainly due to their applications in 1.3- or 1.55- μm optical fiber communication [6-12]. These lasers are predominantly based on GaInAsP alloys on the InP substrates, which have a higher temperature sensitivity compared to shorter wavelength lasers that are grown on GaAs substrates. The high-temperature sensitivity is primarily due to Auger recombination and the weak electron confinement resulting from the small conduction band offset in the GaInAsP/

InP material system. GaInNAs alloys grown on GaAs substrates have been proposed as a possible alternative to the GaInAsP/InP system for achieving lasers with high-temperature performance [13]. The deeper conduction band well and the larger electron effective mass will provide better confinement for electrons and better match of the valence and conduction band densities of state, which leads to a higher characteristic temperature and higher operating temperature, higher efficiency, and higher output power [6-13].

As known, high-frequency intense laser field (ILF) considerably affects the optical and electronic properties of semiconductors [14-20]. Because when an electronic system is irradiated by ILF, the potential of the system is modified which affects significantly the bound state energy levels, a feature that has been observed in transition energy experiments. The design of new efficient optoelectronic devices depends on the understanding on the basic physics involved in this interaction process. Thus, the effects of a high-frequency ILF on the confining potential and the corresponding bound state energy levels are a very important problem. This problem has been a subject of great interest, and an enormous amount of literature has been devoted to this field [21-27]. However, up to now, to the best of our knowledge, no theoretical studies have

* Correspondence: fungan@cumhuriyet.edu.tr

¹Physics Department, Cumhuriyet University, Sivas 58140, Turkey
Full list of author information is available at the end of the article

been focused on the bound states in $\text{Ga}_{1-x}\text{In}_x\text{N}_y\text{As}_{1-y}/\text{GaAs}$ double quantum well (DQW) under the ILF.

The purpose of this work is to investigate the effect of ILF, nitrogen (N), and indium (In) mole fractions on the bound states in $\text{Ga}_{1-x}\text{In}_x\text{N}_y\text{As}_{1-y}/\text{GaAsDQW}$. The paper is organized as follows: in the ‘Theoretical overview’ section, the essential theoretical background is described. The next section is the ‘Results and discussion’ section, and finally, our calculations are given in the ‘Conclusions’ section.

Theoretical overview

The method of approach used in the present study is based on non-perturbation theory developed to describe the atomic behavior under intense, high-frequency laser field conditions [28,29]. It starts from the space-translated version of the semi-classical Schrödinger equation for a particle moving under the combined forces of potential and a radiation field derived by Kramers in the general context of quantum electrodynamics [30]. For simplicity, we assume that the radiation field can be represented by a monochromatic plane wave of frequency ω . For linear polarization, the vector potential of the field in the laboratory frame is given by $\mathbf{A}(t) = A_0 \cos(\omega t)\hat{\mathbf{e}}$, where $\hat{\mathbf{e}}$ is the unit vector. By applying the time-dependent translation $\mathbf{r} = \mathbf{r} + \alpha(t)$, the semi-classical Schrödinger equation in the momentum gauge, describing the interaction dynamics in the laboratory frame of reference, was transformed by Kramers as follows [30]:

$$-\frac{\hbar^2}{2m^*} \nabla^2 \phi(\mathbf{r}, t) + V(\mathbf{r} + \alpha(t))\phi(\mathbf{r}, t) = i\hbar \frac{\partial \phi(\mathbf{r}, t)}{\partial t}, \quad (1)$$

where $V(\mathbf{r})$ is the atomic binding potential, and

$$\alpha(t) = \alpha_0 \sin(\omega t)\hat{\mathbf{e}}, \quad \alpha_0 = \frac{eA_0}{m^*c\omega} \quad (2)$$

represents the quiver motion of a classical electron in the laser field, and $V(\mathbf{r} + \alpha(t))$ is the ‘dressed’ potential energy. In this approximation, the influence of the high-frequency laser field is entirely determined by the ‘dressed potential’ $V(\mathbf{r} + \alpha(t))$ [30],

$$\alpha_0 = \left(\frac{I^{1/2}}{\omega^2}\right)(e/m^*)(8\pi/c)^{1/2}, \quad (3)$$

where e and m^* are absolute value of the electric charge and effective mass of an electron; c , the velocity of the light; A_0 , the amplitude of the vector potential; and I , the intensity of ILF.

Following the Floquet approach [29,30], the space-translated version of the Schrödinger equation, Equation 1, can be cast in equivalent form of a system of coupled time independent differential equations for the Floquet

components of the wave function ϕ , containing the (in general complex) quasi-energy E . An iteration scheme was developed to solve this; for the zeroth Floquet component α_0 , the system reduces to the following time-independent Schrödinger equation [29-32]:

$$\left[-\frac{\hbar^2}{2m^*} \nabla^2 + V(\mathbf{r}, \alpha_0)\right] \phi_0 = E\phi_0, \quad (4)$$

where $V(\mathbf{r}, \alpha_0)$ is the dressed confinement potential which depends on ω and I only through α_0 [28].

By applying the above-described dressed potential theory to our particular $\text{Ga}_{1-x}\text{In}_x\text{N}_y\text{As}_{1-y}/\text{GaAs}$ DQW system, we write down the time-independent Schrödinger equation in one-dimensional case for an electron inside a $\text{Ga}_{1-x}\text{In}_x\text{N}_y\text{As}_{1-y}/\text{GaAs}$ DQW (we choose the z -axis along the growth direction) in the presence of an intense high-frequency laser field (the laser-field polarization is along the growth direction), which is given by the following:

$$-\frac{\hbar^2}{2m^*} \frac{\partial^2 \psi(z)}{\partial z^2} + V(\alpha_0, z)\psi(z) = E\psi(z), \quad (5)$$

where $\psi(z)$ is the wave function, and $V(\alpha_0, z)$ is the dressed confinement potential which is given by the following expression:

$$\begin{aligned} V(\alpha_0, z) = & V_0[\theta(-\alpha_0 - L/2 - z)] \\ & + \frac{V_0}{\pi} [\Theta(z + \alpha_0 + L/2)\theta(\alpha_0 - L/2 - z)] \\ & \times \text{arc cos} \left[\frac{z + L/2}{\alpha_0} \right] + \\ & V_0[\theta(-\alpha_0 - L/2 + z)] + \frac{V_0}{\pi} [\Theta(-z + \alpha_0 + L/2) \\ & \theta(\alpha_0 - L/2 + z)] \\ & \times \text{arc cos} \left[\frac{L/2 - z}{\alpha_0} \right] + \\ & V_0[\Theta(\alpha_0 + L_b/2 + z) - \theta(z - \alpha_0)] - \\ & \frac{V_0}{\pi} \left[\Theta(z + \alpha_0 + L_b/2)\theta(-z + \alpha_0 - L_b/2) \right. \\ & \times \text{arc cos} \left[\frac{z + L_b/2}{\alpha_0} \right] + \\ & \left. \Theta(-z + \alpha_0)\theta(z + \alpha_0) \times \text{arc cos} \left[\frac{-z}{\alpha_0} \right] \right] + \\ & V_0[\Theta(\alpha_0 + L_b/2 - z) - \theta(-z - \alpha_0)] - \\ & \frac{V_0}{\pi} \left[\Theta(-z + \alpha_0 + L_b/2)\theta(z + \alpha_0 - L_b/2) \right. \\ & \times \text{arc cos} \left[\frac{-z + L_b/2}{\alpha_0} \right] + \\ & \left. \Theta(-z + \alpha_0)\theta(z + \alpha_0) \times \text{arc cos} \left[\frac{z}{\alpha_0} \right] \right] \end{aligned} \quad (6)$$

where V_0 is the conduction band offset at the interface; $L = Lw_1 + Lw_2 + L_b$, $Lw_1 = Lw_2$, the well width; L_b , the barrier width; Θ , the Heaviside unit step function which satisfies $\Theta(z) = 1 - \theta(-z)$; and θ , the unit step function [33].

To solve the Schrödinger equation in Equation 5, we take as base the eigenfunction of the infinite potential well with L_s width. L_s is the well width of the infinite well at the far end of DQW with L width ($L_s \gg L$), and its value is determined according to the convergence of the energy eigenvalues. These bases are formed as [34] follows:

$$\psi_n(z) = \sqrt{\frac{2}{L_s}} \cos \left[\frac{n\pi}{L_s} z - \delta_n \right], \quad (7)$$

where

$$\delta_n = \begin{cases} 0 & \text{if } n \text{ is odd,} \\ \frac{\pi}{2} & \text{if } n \text{ is even,} \end{cases}$$

and so, the wave function in the z -direction is expanded in a set of basis function as follows:

$$\psi(z) = \sum_{n=1}^{\infty} c_n \psi_n(z). \quad (8)$$

In calculating the wave function $\psi(z)$, we ensured that the eigenvalues are independent of the chosen infinite potential well width L_s and that the wave functions are localized in the well region of interest. This method, which gives accuracies greater than 0.001 meV, is well controlled, gives the DQW eigenfunctions, and is easily applied to situations of varying potential and effective mass.

Results and discussion

In this work, we have theoretically investigated the effects of ILF, In, and N concentrations on the bound states in $\text{Ga}_{1-x}\text{In}_x\text{N}_y\text{As}_{1-y}/\text{GaAs}$ DQW. The energy levels and corresponding wave functions of an electron confined in the $\text{Ga}_{1-x}\text{In}_x\text{N}_y\text{As}_{1-y}/\text{GaAs}$ DQW under the ILF are calculated within the framework of the effective mass and envelope-wave function approximation. The band structure parameters used in this study are from [35,36]. The bandgap energy and electron effective mass of $\text{Ga}_{1-x}\text{In}_x\text{N}_y\text{As}_{1-y}/\text{GaAs}$ is calculated using the band-anti-crossing model (BAC). The electron effective mass of $\text{Ga}_{1-x}\text{In}_x\text{N}_y\text{As}_{1-y}/\text{GaAs}$ as predicted by BAC model is given by [37,38]:

$$m^*(\text{Ga}_{1-x}\text{In}_x\text{N}_y\text{As}_{1-y}) = 2m^*(\text{In}_x\text{Ga}_{1-x}\text{As}) \times \left(1 - \frac{E_C - E_N}{\sqrt{(E_C - E_N)^2 + 4V_{NC}^2}} \right). \quad (9)$$

The E_- in the BAC model is taken to be the fundamental bandgap energy (E_G) for $\text{Ga}_{1-x}\text{In}_x\text{N}_y\text{As}_{1-y}$,

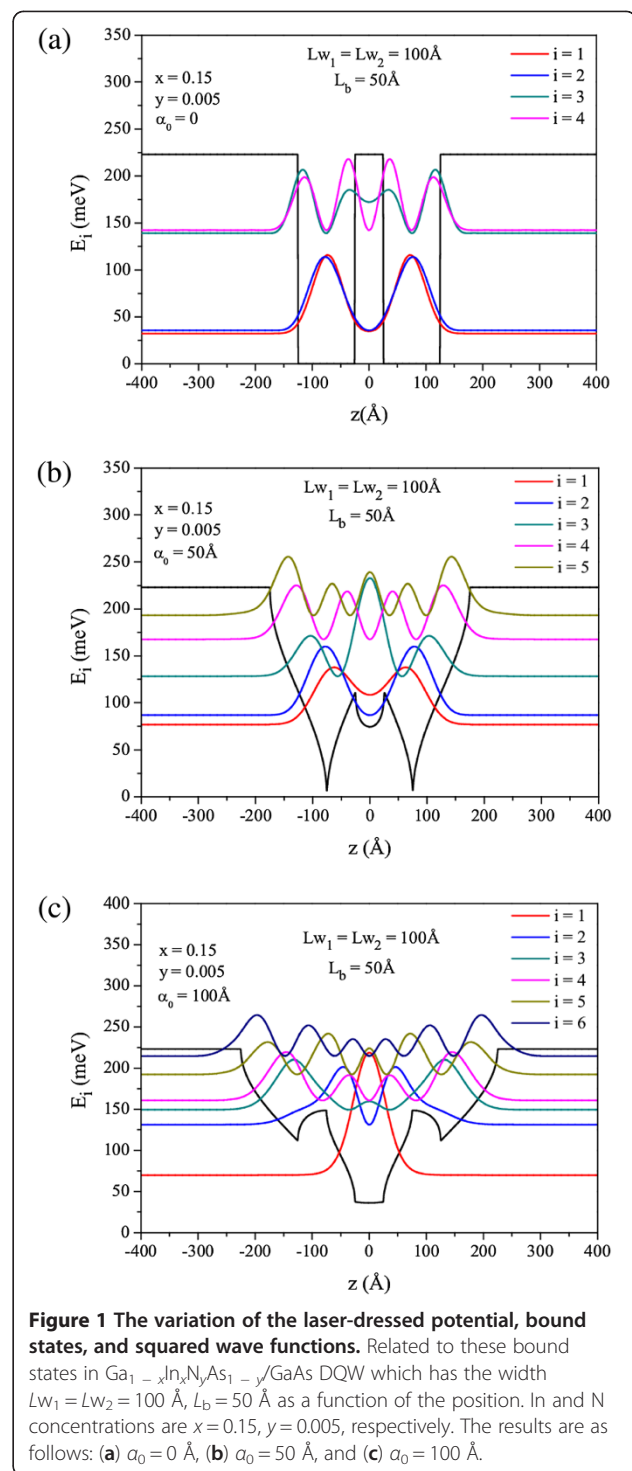


Figure 1 The variation of the laser-dressed potential, bound states, and squared wave functions. Related to these bound states in $\text{Ga}_{1-x}\text{In}_x\text{N}_y\text{As}_{1-y}/\text{GaAs}$ DQW which has the width $Lw_1 = Lw_2 = 100 \text{ \AA}$, $L_b = 50 \text{ \AA}$ as a function of the position. In and N concentrations are $x = 0.15$, $y = 0.005$, respectively. The results are as follows: (a) $\alpha_0 = 0 \text{ \AA}$, (b) $\alpha_0 = 50 \text{ \AA}$, and (c) $\alpha_0 = 100 \text{ \AA}$.

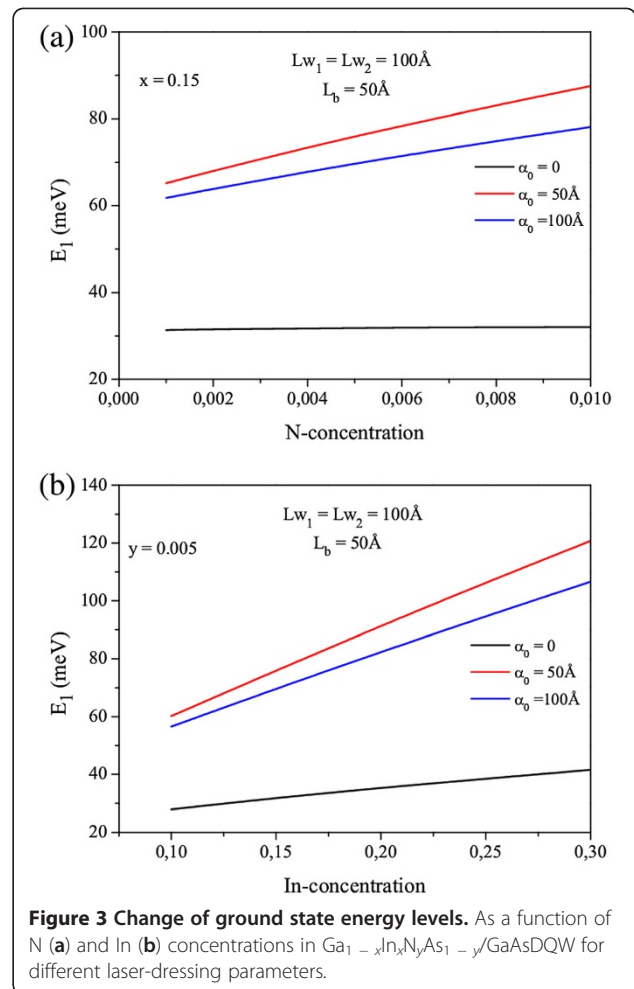
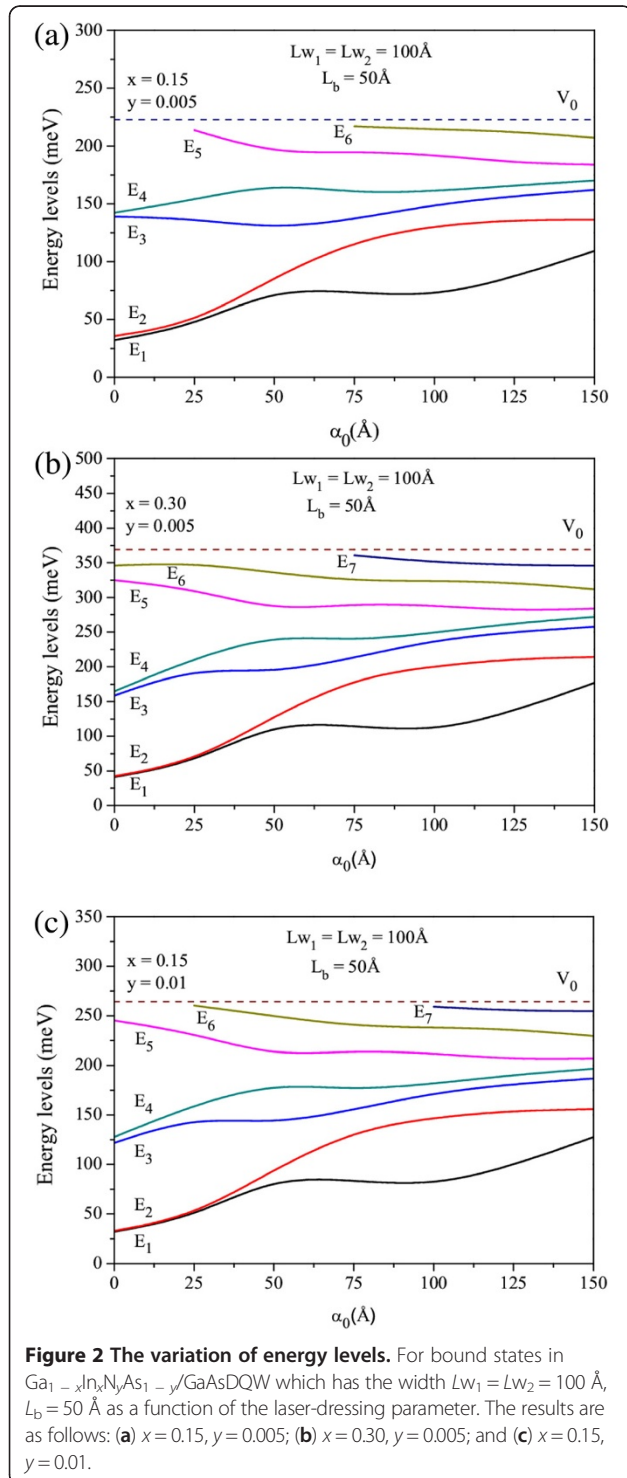
$$E_- = \frac{1}{2} \left[(E_N + E_C) - \sqrt{(E_N - E_C)^2 + 4V_{NC}^2} \right], \quad (10)$$

$$E_C = E_{C0} - 1.55y \quad (11)$$

$$E_N = 1.65(1 - x) + 1.44x - 0.38x(1 - x) \quad (12)$$

$$V_{NC} = 2.7(1 - x) + 2x - 3.5x(1 - x), \quad (13)$$

where x and y are the In and N compositions in $\text{Ga}_{1-x}\text{In}_x\text{N}_y\text{As}_{1-y}$, respectively; E_{C0} , the energy in the absence of N; and E_C , E_N , and V_{NC} , the bandgap energies of InGaAs at Γ point, the energy of the isolated N level



in the InGaAs host material, and the coefficient describing the coupling strength between E_N and the InGaAs conduction band, respectively.

In Figure 1a,b,c, we show the laser-dressed potential, bound states, and squared wave functions related to these bound states in $\text{Ga}_{1-x}\text{In}_x\text{N}_y\text{As}_{1-y}/\text{GaAsDQW}$ which has the width $Lw_1 = Lw_2 = 100 \text{ \AA}$, $L_b = 50 \text{ \AA}$ for a constant In and N concentrations $x = 0.15$, $y = 0.005$, and different laser-dressing parameters (α_0) as a function of the position. As seen in this figure, there are four bound states in DQW for $\alpha_0 = 0 \text{ \AA}$, while there are five and six bound states for $\alpha_0 = 50 \text{ \AA}$ and $\alpha_0 = 100 \text{ \AA}$, respectively. Because as ILF increases, the width of the well bottom decreases by $Lw - 2\alpha_0$, while the top width increases by $Lw + 2\alpha_0$. In the meantime, the opposite behavior takes place in the barrier region. Energy levels are closer to each other since ILF creates an additional geometric confinement on the electronic states in the DQW. Furthermore, for α_0 values which satisfy the condition $\alpha_0 \geq Lw/2$, the role exchange between the well and the barrier emerges: the barrier region turns into well, and the well region turns into barrier. Thus, DQW potential turns

into triple quantum well as α_0 increases. The emergence of role exchange between the well and the barrier opens the possibility of creating controllable resonant states located in the material. This obviously does not need any growth of conventional triple QWs, which are more difficult to tune to the desired resonance states.

In order to see the effect of the ILF on the electronic states, the variations of energy levels for bound states in $\text{Ga}_{1-x}\text{In}_x\text{N}_y\text{As}_{1-y}/\text{GaAs}$ DQW as a function of the laser-dressing parameter for a constant N (In) concentration and two different In (N) concentrations are given in Figure 2a,b,c, respectively. As seen in this figure, as α_0 increases, the lowest energy levels increase while the bound state energies which are newly appeared with the effect of ILF decrease, and this can be appreciated as an important factor in forming the population inversion in optical pumping laser systems. Change of energy spectrum with laser field provides a new freedom degree in optical systems based on interband and intersub-band transitions and also important advantage in the field of application.

In Figure 3a,b, we display the change of ground state energy levels in $\text{Ga}_{1-x}\text{In}_x\text{N}_y\text{As}_{1-y}/\text{GaAs}$ DQW for different laser-dressing parameters as a function of the N and In concentrations, respectively. As can be seen in this figure, as the N (In) concentration increases, the ground state energy levels increase. The main reason for this behavior is that for a constant In concentration, as N concentration increases, both the electron effective mass and the conduction band offset increase. Furthermore, the conduction band offset increases while the electron effective mass decreases with increasing In concentration for a constant N concentration. Additionally, the ground state energy level increases up to the certain laser value ($\alpha_0 = 50$ and 125 \AA). On the contrary, it decreases when the laser field is further increased (see Figure 2).

Conclusions

In this work, we have investigated mainly the effects of the ILF, N, and In concentrations on the bound states in $\text{Ga}_{1-x}\text{In}_x\text{N}_y\text{As}_{1-y}/\text{GaAs}$ DQW. The calculations were performed within the effective-mass and envelope-wave function approximations. The frequency and corresponding laser intensity for $\alpha_0 = 150 \text{ \AA}$ are 30 THz and $1.8 \times 10^{10} \text{ W/cm}^2$, respectively. The corresponding applied field intensity is the order of the crystal damage threshold intensity that can be avoided by using high-power pulsed CO_2 lasers, etc. Fortunately, the current generation of free electron lasers can provide intense laser fields in the frequency range of 0.2 to 3,226 THz, with field strengths up to approximately 100 kV/cm. Therefore, our results can be tested by using the applied field intensity lower than the breakdown limit of the corresponding semiconductors.

Our numerical results reveal that ILF creates an additional geometric confinement on the electronic states in the DQW; the effect of the N (In) concentration on the electronic states increases with the effect of ILF. We can tune the electronic structure and main optical properties of the system which depend on intersub-band transitions by changing the N (In) concentration together with the laser field. We hope that our calculation results can stimulate further investigations of the related physics as well as device applications of dilute nitrides.

Competing interests

The authors declare that they have no competing interests.

Authors' contributions

IS and MCA defined the theoretical framework of the study. FU, UY, and SS conducted the numerical calculations, prepared the computer programs, and gathered the research data. AE, EK, and HS analyzed the data findings and contributed to the conclusions. All authors read and approved the final manuscript.

Acknowledgments

This work was supported by The Scientific and Technological Research Council of Turkey (TÜBİTAK) for a research grant COST 109 T650 and was partially supported by the Scientific Research Project Fund of Cumhuriyet University under the project number F-360.

Author details

¹Physics Department, Cumhuriyet University, Sivas 58140, Turkey. ²Physics Department, Dokuz Eylül University, İzmir 35140, Turkey. ³Physics Department, Istanbul University, Istanbul 34459, Turkey.

Received: 16 July 2012 Accepted: 4 October 2012

Published: 31 October 2012

References

1. Reed MA: Quantum dots. *Sci Am* 1993, **268**:118.
2. Loss D, DiVicenzo DP: Quantum computation with quantum dots. *Phys Rev A* 1998, **57**:120.
3. Jiang X, Li SS, Tidrow MZ: Study of intersubband transition in quantum dots and quantum dot infrared photodetectors. *Physica E* 1999, **5**:27.
4. Kristaedter N, Schmidt OG, Ledentsov NN, Bimberg D, Ustinov VM, Yu A, Zhukov AE, Maximov MV, Kopev PS, Alferov ZI: Gain and differential gain of single layer InAs/GaAs quantum dot injection lasers. *Appl Phys Lett* 1996, **69**:1226.
5. Imamura K, Sugiyama Y, Nakata Y, Muto S, Yokoyama N: New optical memory structure using self-assembled InAs quantum dots. *Jpn J Appl Phys* 1995, **34**:L1445.
6. Kondow M, Uomi K, Niwa A, Kitatani T, Watahiki S, Yazawa Y: GaInNAs: a novel material for long-wavelength-range laser diodes with excellent high-temperature performance. *Jpn J Appl Phys* 1996, **35**:1273.
7. Kondow M, Kitatani T, Nakahara K, Tanaka T: A 1.3 μm GaInNAs laser diode with lifetime of over 1000 hours. *Jpn J Appl Phys* 1999, **38**:L1355.
8. Kitatani T, Nakahara K, Kondow M, Uomi K, Tanaka T: A 1.3 μm GaInNAs/GaAs single-quantum well laser diode with high characteristic temperature over 200 K. *Jpn J Appl Phys* 2000, **39**:L86.
9. Tansu N, Yeh JH, Mawst LJ: Low-threshold 1317-nm InGaAsN quantum-well lasers with GaAsN barriers. *Appl Phys Lett* 2003, **83**:2512.
10. Gonul B, Oduncuoğlu M, Dindaroglu S, Yagdiran B: Influence of doping on gain characteristics of GaInNAs/GaAs quantum well lasers. *Semicond Sci Technol* 2003, **18**:163.
11. Galluppi M, Geelhaar L, Reichert H: Nitrogen and indium dependence of the band offsets in InGaAsN quantum wells. *Appl Phys Lett* 2005, **86**:131925.
12. Tansu N, Quandt A, Kanskar M, Mulhearn W, Mawst LJ: High-performance and high-temperature continuous-wave-operation 1300 nm InGaAsN quantum well lasers by organometallic vapor phase epitaxy. *Appl Phys Lett* 2003, **83**:18.

13. Kondow M, Kitatani T, Nakatsuka S, Larson MC, Nakahara K, Yazawa Y, Okai M: **GaNNAs: a novel material for long-wavelength semiconductor lasers.** *IEEE J Sel Top Quantum Electron* 1997, **3**:719.
14. Lyngnes O, Berger JD, Prineas JP, Park S, Khigrova G, Jahnke F, Gibbs HM, Kira M, Koch SW: **Nonlinear emission dynamics from semiconductor microcavities in the nonperturbative regime.** *Solid State Commun* 1997, **104**:297.
15. Quochi F, Bongiovanni G, Mura A, Staehli JL, Deveaud B, Stanley RP, Oesterle U, Houdre R: **Strongly driven semiconductor microcavities: from the polariton doublet to an ac stark triplet.** *Phys Rev Lett* 1998, **80**:4733.
16. Quochi F, Ciuti C, Bongiovanni G, Mura A, Saba M, Oesterle U, Depertuis MA, Staehli JL, Deveaud B: **Strong coherent gain from semiconductor microcavities in the regime of excitonic saturation.** *Phys Rev B* 1999, **59**:R15594.
17. Miranda LCM: **Energy-gap distortion in solids under intense laser fields.** *Solid State Commun* 1983, **45**:783.
18. Nunes OAC: **Parametric distortion of the optical absorption edge of a magnetic semiconductor by a strong laser field.** *J Appl Phys* 1985, **58**:2102.
19. Gerke E, Miranda LCM: **Quantum well lasers by long wavelength radiation.** *Appl Phys Lett* 1984, **44**:837.
20. Peyghambarian N, Koch SW, Lindberg M, Fluegel B, Joffre M: **Dynamic Stark effect of exciton and continuum states in CdS.** *Phys Rev Lett* 1989, **62**:1185.
21. Enders BG, Lima FMS, Nunes OAC, Fonseca ALA, Agrello DA, Qu F, Da Silva EF Jr, Freire VN: **Electronic properties of a quasi-two-dimensional electron gas in semiconductor quantum wells under intense laser fields.** *Phys Rev B* 2004, **70**:035307.
22. Burileanu LM, Niculescu EC, Esanu N, Radu A: **Polarizabilities of shallow donors in inverse V-shaped quantum wells under laser field.** *Physica E* 2009, **41**:856.
23. Ungan F, Yesilgul U, Sakiroglu S, Kasapoglu E, Sari H, Sökmen I: **Effects of an intense, high-frequency laser field on the intersubband transitions and impurity binding energy in semiconductor quantum wells.** *PhysLettA* 2010, **374**:2980.
24. Varshni YP: **Effect of an intense laser field on donor impurities in spherical quantum dots.** *Superlatt Microstruct* 2001, **30**:45.
25. Radu A, Niculescu EC, Cristea M: **Laser dressing effects on the energy spectra in different shaped quantum wells under an applied electric field.** *J Optoelectron Adv Mater* 2008, **10**:2555.
26. DinizNeto OO, Qu F: **Effects of an intense laser field radiation on the optical properties of semiconductor quantum wells.** *Superlatt Microstruct* 2004, **35**:1.
27. Lima FMS, Amato MA, Nunes OAC, Fonseca ALA, Enders BG, Da Silva EF: **Unexpected transition from single to double quantum well potential induced by intense laser fields in a semiconductor quantum well.** *J Appl Phys* 2009, **105**:123111.
28. Gavrilă M, Kaminski JZ: **Free-free transitions in intense high-frequency laser fields.** *Phys Rev Lett* 1984, **52**:613.
29. Pont M, Walet NR, Gavrilă M, McCurdy CW: **Dichotomy of the hydrogen atom in superintense, high-frequency laser fields.** *Phys Rev Lett* 1988, **61**:939.
30. Kramers H: *Collected Scientific Papers.* Amsterdam: North-Holland; 1956.
31. Gavrilă M: *Atoms in Intense Laser Fields.* Boston: Academic Press; 1992.
32. Qu F, Fonseca ALA, Nunes OAC: **Hydrogenic impurities in a quantum well wire in intense, high-frequency laser fields.** *Phys Rev B* 1996, **54**:16405.
33. Kasapoglu E, Duque CA, Sari H, Sökmen I: **Intense laser field effects on the linear and nonlinear intersubband optical properties of a semi-parabolic quantum well.** *Eur Phys J B* 2011, **82**:13.
34. Kasapoglu E, Sökmen I: **Shallow donor impurity binding energy in the V-shaped quantum well under the crossed electric and magnetic fields.** *Physica E* 2005, **27**:198.
35. Ng ST, Fan WF, Dang YX, Yoon SF: **Comparison of electronic band structure and optical transparency conditions of $\text{In}_x\text{Ga}_{1-x}\text{As}_{1-y}\text{N}_y\text{GaAs}$ quantum wells calculated by 10-band, 8-band, and 6-band $k\cdot p$ models.** *Phys Rev B* 2005, **72**:115341.
36. Chuang SL: *Physics of Optoelectronic Devices.* New York: Wiley; 1995:709.
37. Wu J, Shan W, Walukiewicz W: **Band anticrossing in highly mismatched III-V semiconductor alloys.** *Semicond Sci Technol* 2002, **17**:860.
38. Skierbiszewski C: **Experimental studies of the conduction-band structure of GaNAs alloys.** *Semicond Sci Technol* 2002, **17**:803.

doi:10.1186/1556-276X-7-606

Cite this article as: Ungan et al.: Effects of an intense, high-frequency laser field on bound states in $\text{Ga}_{1-x}\text{In}_x\text{N}_y\text{As}_{1-y}/\text{GaAs}$ double quantum well. *Nanoscale Research Letters* 2012 **7**:606.

Submit your manuscript to a SpringerOpen[®] journal and benefit from:

- Convenient online submission
- Rigorous peer review
- Immediate publication on acceptance
- Open access: articles freely available online
- High visibility within the field
- Retaining the copyright to your article

Submit your next manuscript at ► springeropen.com